

Intelligent Power Management System


POWER MONITOR AND CONTROL DEVICE



GET DIRECT ENERGY SAVING



BY AUTO POWER "ON/OFF" TIME SCHEDULING



REPORT ANALYSIS TO KNOW POWER CONSUMPTION PATTERN



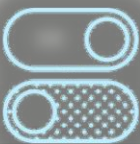
REMOTELY CONTROL POWER WHEN NOT IN USE



ELIMINATE HUMAN SWITCHING ERROR



MONITOR WORK PLACE FOR ENERGY CONSUMPTION



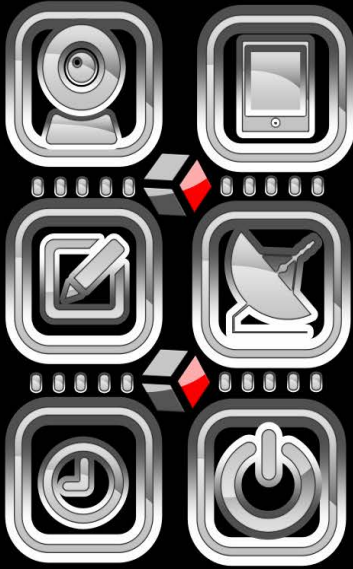
PERMISSION TO USE ENERGY

ELIMINATE WASTAGE OF ENERGY BY MODE OF OPERATION



IPMS

One Smart Device-Connecting to all



► An IOT Enabled Smart Switch ◀

8 CHANNEL WIFI SWITCH AND SECURITY DEVICE

MODEL-8CH600WIFI



WEB & APP DOWNLOAD



Key Features

- POTENTIAL FREE RELAY CONTACTS FOR HEAVY LOAD OPERATION
- ENABLED POWER CONSUMPTION DATA ANALYTICS IN PDF
- ACCESS SECURITY CONTROL FOR ENERGY CONSUMPTION
- ENHANCE LIFE OF APPLIANCES
- REDUCE HUMAN BASED SWITCHING ERRORS
- TIME BASED SCHEDULING TO SAVE ENERGY
- IP CAMERA MONITOR ENABLED
- HOURLY / DAILY / MONTHLY ENERGY CONSUMPTION DATA
- AUTO AND MANUAL MODE SWITCHING SELECTION
- EASY TO INSTALL AND CONFIGURE

- IOT ENABLED AN INTELLIGENT DEVICE
- WORK WITH CLOUD AND LOCAL SERVER
- EXPANDABLE AND EDITABLE DEVICE NETWORK
- PLUG AND PLAY CONCEPT
- MASTER AND ADMIN USER CONTROLLED
- SYNCHRONISED COMMAND IN AND OUT FOR WEB AND APP
- FASTER NETWORK COMMUNICATION FOR SWITCHING
- STANDALONE SOFTWARE FOR LARGE NETWORK IN DESKTOP OS
- WORK WITH MOBILE APP IOS/ ANDROID
- WI-FI / LAN NETWORK ENABLED
- MULTIPLE USER FOR ACCESS